


# MINI CITY ZOOM LED

## User Manual

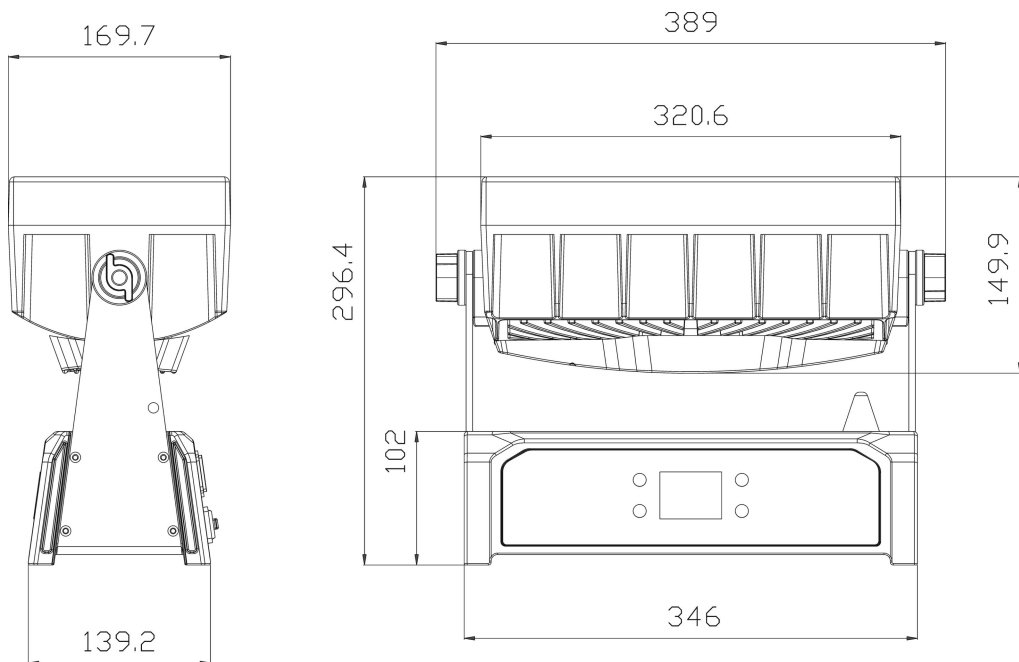


# Menu

|                                |    |
|--------------------------------|----|
| Dimensions.....                | 2  |
| Before Using.....              | 3  |
| What's inside.....             | 3  |
| Open box instruction.....      | 3  |
| A C power supply.....          | 3  |
| Safety Instruction.....        | 3  |
| Introduction.....              | 4  |
| Specification.....             | 4  |
| Product features.....          | 5  |
| Product Introduction.....      | 6  |
| Installation.....              | 7  |
| Installation requirements..... | 7  |
| Disassembly lenses.....        | 7  |
| Power supply connection.....   | 8  |
| DMX Signal connection.....     | 8  |
| DMX Address setting.....       | 9  |
| Operating instruction.....     | 10 |
| Control board function.....    | 10 |
| Menu Map.....                  | 11 |
| Menu Instruction.....          | 12 |
| DMX Channel Table.....         | 21 |

# Dimensions

All dimensions are in millimeters



## Before Using

### What's inside

- Equipment x 1
- Power cable with Plug x 1
- User manual x 1
- Iron holder x 2
- Disassembly the leds tool x2

## Open Instruction



Help preserve the environment! Ensure that this product is recycled at the end of its life. Your supplier can give details of local arrangements for the disposal of products.

Please open the equipment carefully, and check all the spare parts are included or not. If any part of the cause of the failure due to improper transportation or carton, please keep the packing materials and immediately inform the shipper to check. If the equipment must be returned to the factory, the equipment should be used with the original carton and packaging.

## AC Power Supply

The equipment power supply is able to adapt to the wide input voltage. Please confirm the input voltage is in the scale of rated voltage. The equipment can adapt to 100V-240V AC voltage, Frequency 50-60HZ. It can not run a rheostat (variable resistor) or dimmer circuits.

## Safety Instruction

This product is I level protection equipment, so it must be connected well and connected by the professional people.

- Make sure the voltage don't be above or below which the user manual rated values.
- Confirm the power cord is not a sword cut or damaged.
- Must be cut off the power supply in the condition of no using or cleaning.
- Only allowed with the power cord plug connection. Please do not force when unplug the power cord to pull the plug.
- Be careful in the process of installation of equipment. Avoid touching the bare wire, otherwise it will suffer fatal shocks.
- Don't look the light source directly, otherwise it will hurts the eyes.
- When choosing installation position of equipment and the equipment must be more than 0.5m distance between objects.

- Please use the equipment wires appropriate.
- Without the manufacturer's authorization or laypeople don't remove, repair and modification of equipment.
- The maximum operating temperature is 40°C, don't operate the equipment when it is over 40°C
- Do not connect the equipment to the dimmer equipment
- Under 120V voltage,output power don't series more than 4 pcs equipment,voltage 230V.Output power don't series more than 8 pcs

# Introduction

## Specification

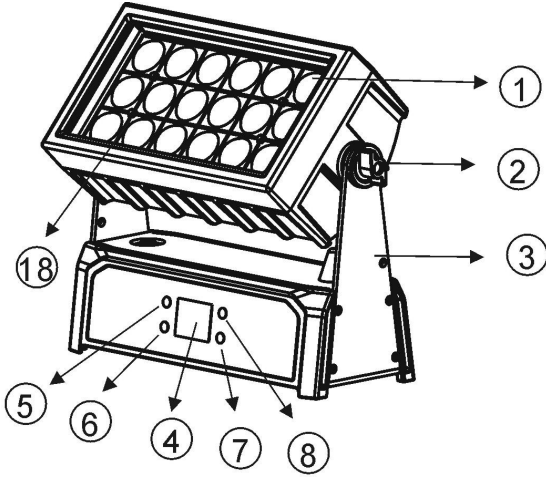
- Rated Voltage: AC100V~240V 50-60HZ
- Rated Power: 280W
- LED Qty: 18x15W High power RGBW LEDs(Beam)  
42x0.2W RGB LEDs(Ground Colour)
- LED Drive Current: 1A
- Zoom Angle: 7-58°
- IP Class: IP65
- DMX Mode: 3/4\_1/4\_2/5/16\_1/16\_2/22/34CH
- Packing Size: 420x380x235mm
- Net weight: 9Kg
- Gross weight: 10.7Kg

## Product features

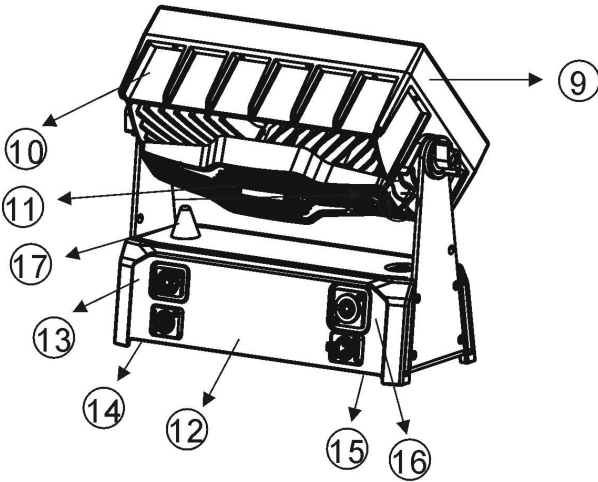
- Dmx input:3 pin electronic J3F2C-W .
- Dmx output:3 pin electronic K3F2C-W.
- Power connection:electronic powerCON in(SAC3MPX)/ powerCON out(SAC3FPX)
- 3 kinds of control model: DMX512,W-DMX,Master/slave.

- 2.4G Wireless DMX control.
- Setting and Addressing:RDM
- Software update:Update via DMX link
- DMX function:Dimmer,Strobe,RGBW,Macro color,Color jump,Color fade,Rainbow,Auto Program choice,Auto speed,Curve dimmer select,Function setting
- Stand-alone mode: Color step,Color shade,Auto,Slave,Macro color,Static color setting, Rainbow,Auto program choice.
- Housing:aluminium.
- Housing color:Black .
- 2.4inch TFT color display screen
- Anti-interference button
- Refresh rate: 800Hz/1200Hz/2000Hz/3600Hz /25KHz optional .
- Operation temperature:-20°C~+40°C.
- 8 Kinds of DMX modes:3/4\_1/4\_2/5/16\_1/16\_2/22/34CH.
- Dimmer mode: 2 kinds.
- 4 kinds of curve dimmer:Linear Dimmer、 Square Dimmer、 I. Square Dimmer、 S-Curve Dimmer.
- Display board can be 180°in turn, it can be fitted in different setting.
- Strobe effect:Plus Random、 Ramp up Random、 Ramp down Random、 Random strobe、 Strobe Break Effect,5s.....1s、 Strobe 0-20Hz.
- Perfect mixing color and rainbow effect
- Cooling system:fan cooling(Regular& Silent-speed).
- Certificate:CE,ROHS

# Product Introduction



- ① Lens
- ② Rotary knob
- ③ Main holder
- ④ LCD display
- ⑤ MENU
- ⑥ ENTER
- ⑦ DOWN
- ⑧ UP

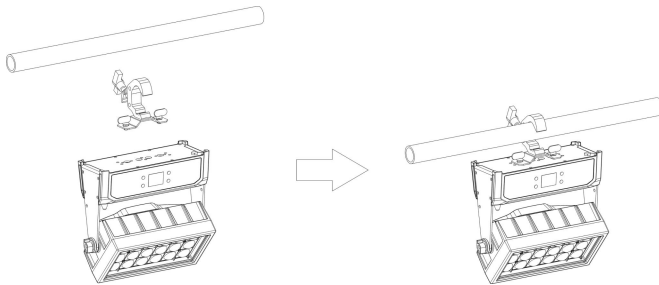


- ⑨ Top cover
- ⑩ Cooling fin
- ⑪ Fan
- ⑫ Base housing
- ⑬ Power IN
- ⑭ DMX IN
- ⑮ DMX OUT
- ⑯ Power OUT
- ⑰ Wireless
- ⑱ Motor

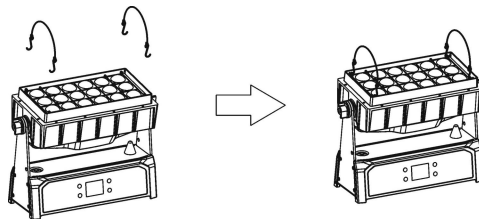
# Installation

## Installation Requirements

- This equipment can be used in many places, it can hang and put on the ground.
- Choosing a suitable place to put or hang the equipment when installation. Must be use the special screws and hook to make sure the lamp's weight is in the weight range.
- When installing the equipment, ensure no inflammable and explosive goods at 0.5 meter distance.
- Please ask the professionals to install the equipment, any improper installation will cause personal injury or material damage.
- To prevent others entering the working areas below, the installation or maintenance of equipment with suitable and stable platform
- The equipment must be placed in ventilated place, at least 50 cm from the ground, please ensure that the vent without clogging.



## Disassembly lenses





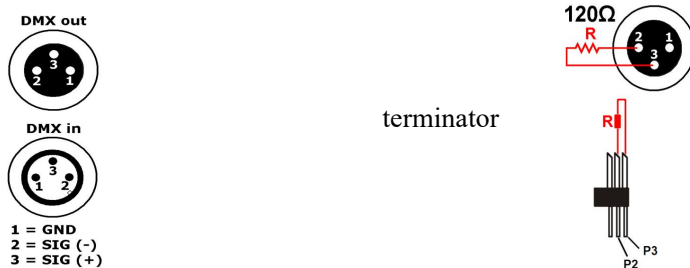
## Power supply connection

The equipment can be used in the wide voltage input. Please make sure the voltage is the scale of rated voltage when connecting the power. The equipment can adapt to 100V to 240 V AC voltage and 50-60 Hz.

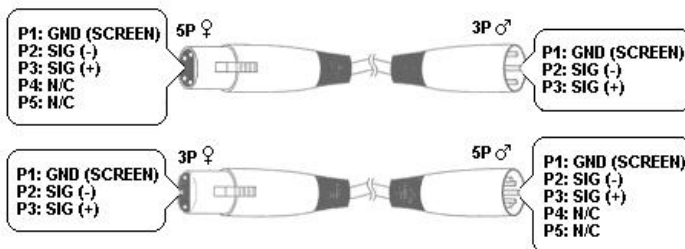
| s            | Connection | Pin |
|--------------|------------|-----|
| Brown        | AC Live    | 1   |
| Blue         | AC Neutral | 2   |
| Green/Yellow | AC Ground  | 3   |

## DMX Signal Connection

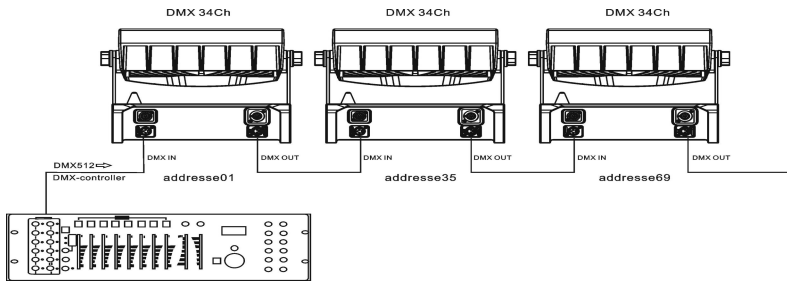
1. Use DMX512 controller, use the DMX signal (male) to plug into the first light (female) 3 pin.
2. Put out of the equipment of the first signal wire (head), connected to the equipment of the next 3 pin plug (female), so on. See below pictures.



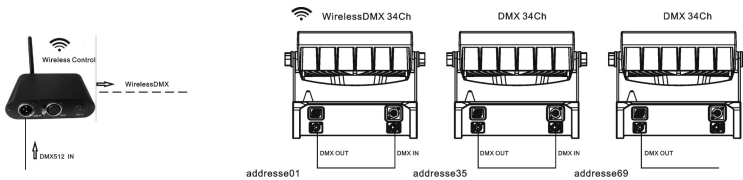
How to turn the controller line from 3-pins into 5-pins (plug and socket).



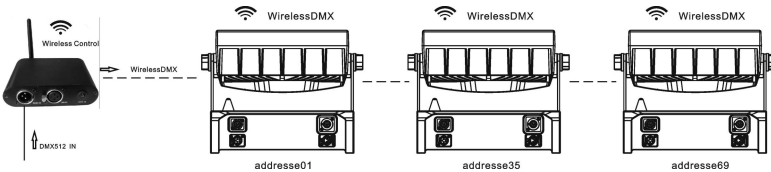
### 3. DMX to DMX:



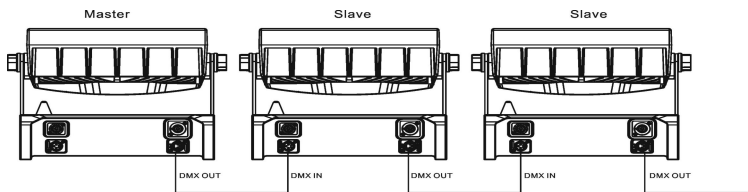
### 4: Wireless to DMX



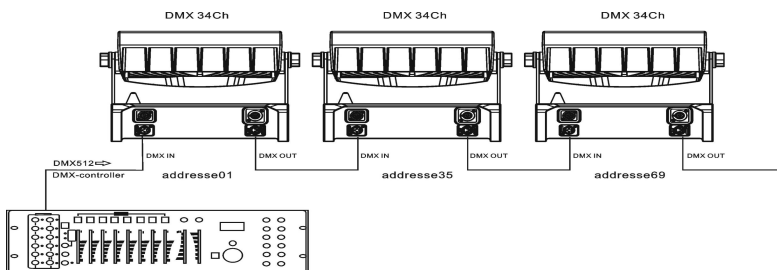
### 5: Wireless Control



### 6: Master/Slave



## DMX Address setting




# Operating Instruction

## Control board function

| Button | Function  |
|--------|---|
| Mode   | Choose mode or function exit                                  |
| ENTER  | Current show menu or enter into the current selected function |
| UP     | Increase the value  |
| DOWN   | Decrease the value  |

- When the spotlight is properly connected to the mains, “Software Update ,Please Wait” (only for internal purposes), “Welcome to LED Wash Zoom”, the model name and software version appear successively on the display during the start-up process. After this operation, the spotlight is ready for use and starts in the mode that was previously selected.
- If one of the DMX operating modes is activated and there is no DMX signal at the DMX input, the display starts to flash after a few seconds.
- After approximately 30 seconds of inactivity, the display will automatically show the currently active operating mode.
- Fast Access Feature: In order to simplify the menu guide, the device has an intelligent menu structure which allows menu and sub-menu items that were last selected to be accessed directly. 1. Pressing MODE and ENTER simultaneously will take you directly to the sub-menu item that was last edited and allows you to instantly change the corresponding value as desired (DMX start address and all operating modes). 2. Pressing MODE will take you directly to the menu item that was last selected and edited; now press ENTER to instantly access the sub-menu item that was selected and edited last (DMX start address and all operating modes).

# Menu Map



# Menu Instruction:

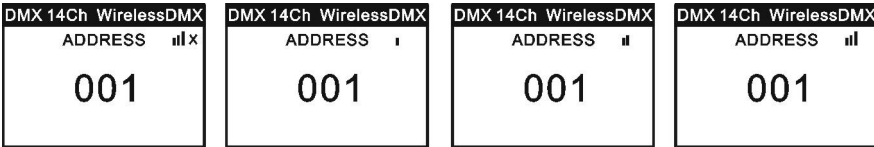
## MAIN DISPLAY DMX MODE

In the upper line of the display,the DMX (DMX 3Ch,4Ch1,4Ch2,5Ch,16Ch1,16Ch2,22Ch,34Ch)is display and the DMX start address is prominently shown in the centre(for example DMX34Ch and ADDRESS 001).As soon as the DMX signal is interrupted,the display starts flashing ; if the DMX signal is present again,the display stops flashing.



## MAIN DISPLAY W-DMX MODE

In the upper line of the display,the DMX (DMX 3Ch,4Ch1,4Ch2,5Ch,16Ch1,16Ch2,22Ch,34Ch)is display and the W-DMX start address is prominently shown in the centre(for example DMX14Ch and ADDRESS 001).As soon as the W-DMX signal is interrupted,the display starts flashing ; if the DMX signal is present again,the display stops flashing.



## W-DMX STATUS

|                 |                     |                       |                       |
|-----------------|---------------------|-----------------------|-----------------------|
|                 |                     |                       |                       |
| NO W-DMX Signal | W-DMX Signa is Weak | W-DMX Signa is Medium | W-DMX Signa is Strong |

## W-DMX LED indicator status table:

|                     |  |
|---------------------|--|
| LED indicator state | LEDs indicate the status description           |
| Normally on         | Not connected transmitter                      |
| Fast flash          | The connected transmitter loss                 |
| Fast flash          | Are connected transmitter                      |
| Slow flash          | The connected transmitter,no DMX signal        |
| Normally on         | The connected transmitter,DMX signal is normal |

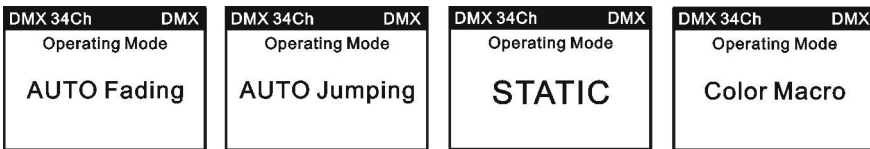
## MAIN DISPLAY SLAVE MODE

In the upper line the display,the preset DMX is displayed and “SALVE” is prominently shown in the center. As soon as the control signal is interrupted, the display starts flashing;if the control signal is present again, the display stops flashing.



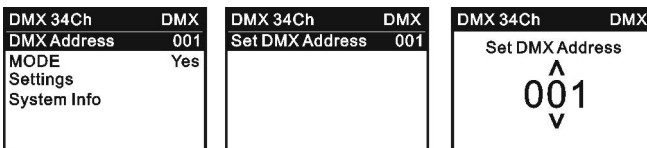
## MAIN DISPLAY STANDALONE MODE

In the upper line of display,the preset DMX mode is displayed and the currently activated Auto mode, static mode STATIC,or colour macro mode COLOUR MACRO.



## SETTING THE DMX START ADDRESS(ADDRESS)

Pressing MODE will take you the selection menu for system setting.Using UP and DOWN,select the menu item“ADDRESS”(colored background)and confirm with ENTER.This is followed by the display of the menu item “Set DMX Address” .Press ENTER again to select the DMX start address as desired button using the UP and DOWM button. If the start address is changed,the address color changes to red. Confirm with ENTER and Press MODE twice to return to the main display.The main display is automatically activated if no input is made within about 30 seconds.



## SETTING THE DMX SIGNAL SELECT(DMX SIGNAL SELECT)

Pressing MODE will take you to the selection menu for system settings. Using UP and DOWM,select the menu item “MODE” (colored background) and confirm with ENTER. Now use the UP and DOWN buttons once more to select the “DMX SIGNAL SELECT” sub-menu item and confirm button pressing ENTER. Using UP and DOWN, select the desired DMX mode(DMX,Wireless DMX)and confirm with ENTER. Press

MODE twice to return to the main display. the main display is automatically activated if no input id made within about 30 seconds. You will find tables with the channels of the different DMX Signal in this manual under DMX SIGNAL CONTROL.

|             |     |
|-------------|-----|
| DMX 34Ch    | DMX |
| DMX Address | 001 |
| <b>MODE</b> | Yes |
| Settings    |     |
| System Info |     |

|                          |          |
|--------------------------|----------|
| DMX 34Ch                 | DMX      |
| <b>DMX Signal Select</b> |          |
| DMX Mode                 | DMX 34Ch |
| Slave                    |          |
| Auto                     |          |
| Static                   |          |
| Color Macro              |          |

|              |     |
|--------------|-----|
| DMX 34Ch     | DMX |
| <b>DMX</b>   | Yes |
| Wireless DMX |     |

|              |              |
|--------------|--------------|
| DMX 34Ch     | Wireless DMX |
| <b>DMX</b>   |              |
| Wireless DMX | Yes          |

## SETTING THE DMX MODE(DMX MODE)

Pressing MODE will take you to the selection menu for system settings. Using UP and DOWM, select the menu item “MODE” (colored background) and confirm with ENTER.Now use the UP and DOWN buttons once more to select the “DMX MODE” sub-menu item and confirm button pressing ENTER.Using UP and DOWN,select the desired DMX mode((DMX 3Ch,4Ch1,4Ch2,5Ch,16Ch1,16Ch2,22Ch,34Ch)and confirm with ENTER.Press MODE twice to return to the main display.the main display is automatically activated if no input id made within about 30 seconds.You will find tables with the channels of the different DMX modes in this manual under DMX CONTROL.

|             |     |
|-------------|-----|
| DMX 34Ch    | DMX |
| DMX Address | 001 |
| <b>MODE</b> | Yes |
| Settings    |     |
| System Info |     |

|                          |     |
|--------------------------|-----|
| DMX 34Ch                 | DMX |
| <b>DMX Signal Select</b> |     |
| DMX Mode                 | Yes |
| Slave                    |     |
| Auto                     |     |
| Static                   |     |
| Color Macro              |     |

|          |     |
|----------|-----|
| DMX 34Ch | DMX |
| DMX 3Ch  |     |
| DMX 4Ch1 |     |
| :        |     |
| :        |     |
| :        |     |
| DMX 34Ch | Yes |

## SETTING THE SLAVE MODE(Slave)

Pressing MODE will take you to the selection menu for system settings. Using UP and DOWN, select the menu item “MODE” (colored background) and confirm with ENTER.Now use the UP and DOWN buttons once more to select the “DMX MODE” sub-menu item and confirm button pressing ENTER and press MODE twice to return to the main display.The main display id automatically activated if no id made within about 30 seconds, Connect the slave and the master unit(same model)with a DMX cable and activate one of the standalone modes(Auto,Static,Color Macro)on the master unit.Now the slave unit follows the master unit.

|             |            |
|-------------|------------|
| DMX 34Ch    | DMX        |
| DMX Address | 001        |
| <b>MODE</b> | <b>Yes</b> |
| Settings    |            |
| System Info |            |

|                   |            |
|-------------------|------------|
| DMX 34Ch          | DMX        |
| DMX Signal Select |            |
| DMX Mode          |            |
| <b>Slave</b>      | <b>Yes</b> |
| Auto              |            |
| Static            |            |
| Color Macro       |            |

## SETTING THE AUTOMATIC CONTROL MODE(Auto)

Pressing MODE will take you to the selection menu for system settings. Using UP and DOWN, select the menu item “MODE” (colored background) and confirm with ENTER. Now use the UP and DOWN buttons once more to select the “Auto” sub-menu item and confirm button pressing ENTER, Using UP and DOWN, you can now select between Auto additional sub-menu items “Auto Fading” and “Auto Jumping”. Select “Auto Fading”, Press ENTER again to select the auto fading speed(000-255) as desired button using the UP and DOWN button. If set the “Auto Jumping”, Press ENTER again to select the auto jumping speed(000-255) as desired button using the UP and DOWN buttons.

|             |            |
|-------------|------------|
| DMX 34Ch    | DMX        |
| DMX Address | 001        |
| <b>MODE</b> | <b>Yes</b> |
| Settings    |            |
| System Info |            |

|                   |     |
|-------------------|-----|
| DMX 34Ch          | DMX |
| DMX Signal Select |     |
| DMX Mode          |     |
| Slave             |     |
| <b>Auto</b>       |     |
| Static            |     |
| Color Macro       |     |

|              |     |
|--------------|-----|
| DMX 34Ch     | DMX |
| Auto Fading  |     |
| Auto Jumping |     |

|             |     |
|-------------|-----|
| DMX 34Ch    | DMX |
| Auto Fading |     |
| ^           |     |
| 000         |     |
| v           |     |

|                     |     |
|---------------------|-----|
| DMX 34Ch            | DMX |
| Auto Fading         |     |
| <b>Auto Jumping</b> |     |

|              |     |
|--------------|-----|
| DMX 34Ch     | DMX |
| Auto Jumping |     |
| ^            |     |
| 000          |     |
| v            |     |

## STATIC MODE(Static)

In the same way as with a DMX control unit, the static mode allows you adjust an functions such as Dimmer ,Red,Green,Blue,White and Strobe directly on the device with values from 000 to 255.Thus, an individual scene can be created without an additional DMX controller ,pressing MODE will take you to the selection menu for system settings .Using UP and Down, select the menu item“Static”(colored background) and confirm with ENTER, Use the UP and DOWN buttons to select the function of the LED Wash that you wish to edit and confirm button pressing ENTER.The alue(dimmer ,Red,Green,Blue, White,etc., see list)of the corresponding function can now be set from 000-255 and press ENTER to confirm the input. Once all of the parameters have been set as desired, press MODE three to the main display. The main display is automatically activated if no input made within 30 seconds.

|             |            |
|-------------|------------|
| DMX 34Ch    | DMX        |
| DMX Address | 001        |
| <b>MODE</b> | <b>Yes</b> |
| Settings    |            |
| System Info |            |

|                   |     |
|-------------------|-----|
| DMX 34Ch          | DMX |
| DMX Signal Select |     |
| DMX Mode          |     |
| Slave             |     |
| Auto              |     |
| <b>Static</b>     |     |
| Color Macro       |     |

|           |     |
|-----------|-----|
| DMX 34Ch  | DMX |
| Zoom      | xxx |
| Dimmer    | xxx |
| Strobe    |     |
|           |     |
|           |     |
|           |     |
| Auto Fade | xxx |

|          |     |
|----------|-----|
| DMX 34Ch | DMX |
| Dimmer   |     |
| ^        |     |
| 000      |     |
| v        |     |



| STATIC  |      |     |            |   |
|---------|------|-----|------------|---|
| Zoom    | 000  | -   | 255        | 7-58° Zoom  |
| Dimmer  | 000  | -   | 255        | 0% to 100%  |
| Strobe  | 000  | -   | 005        | Strobe open   |
|         | 006  |     | 010        | Strobe closed   |
|         | 011  | -   | 033        | Plus Random, slow->fast                                 |
|         | 034  | -   | 056        | Ramp up Random, slow -> fast                            |
|         | 057- | -   | 0796       | Ramp down Random, slow -> fast                          |
|         | 080  | -   | 102        | Random Strobe Effect, slow -> fast                      |
|         | 103  | -   | 127        | Strobe Break Effect, 5s.....1s (Short burst with break) |
|         | 128  | -   | 250        | Strobe slow -> fast <1Hz - 20Hz                         |
|         | 251  | -   | 255        | Strobe open   |
| Red     | 000  | -   | 255        | 0% to 100%  |
| Green   | 000  | -   | 255        | 0% to 100%  |
| Blue    | 000  | -   | 255        | 0% to 100%  |
| White   | 000  | -   | 255        | 0% to 100%  |
| Rainbow | 000  | -   | 005        | Rainbow off   |
|         | 006  | -   | 021        | Rainbow1  |
|         | 022  | -   | 037        | Rainbow2  |
|         | 038  | -   | 053        | Rainbow3  |
|         | 054  | -   | 069        | Rainbow4  |
|         | 070  | -   | 085        | Rainbow5  |
|         | 086  | -   | 101        | Rainbow6  |
|         | 102  | -   | 117        | Rainbow7  |
|         | 118  | -   | 133        | Rainbow8  |
|         | 134  | -   | 149        | Rainbow9  |
|         | 150  | -   | 165        | Rainbow10   |
|         | 166  | -   | 181        | Rainbow11   |
|         | 182  | -   | 197        | Rainbow12   |
|         | 198  | -   | 213        | Rainbow13   |
| 214     | -    | 229 | Rainbow114 |   |

|               |     |   |     |                   |
|---------------|-----|---|-----|-------------------|
|               | 230 | - | 255 | Rainbow15         |
| Auto Program  | 000 | - | 005 | No function       |
|               | 006 | - | 030 | Auto Program1     |
|               | 031 | - | 055 | Auto Program2     |
|               | 056 | - | 080 | Auto Program3     |
|               | 081 | - | 105 | Auto Program4     |
|               | 106 | - | 130 | Auto Program5     |
|               | 131 | - | 155 | Auto Program6     |
|               | 156 | - | 180 | Auto Program7     |
|               | 181 | - | 205 | Auto Program8     |
|               | 206 | - | 230 | Auto Program9     |
|               | 231 | - | 255 | Auto Program10    |
| Auto speed    | 000 | - | 255 | Auto speed        |
| Ground Dimmer | 000 | - | 255 | Dimmer 0% to 100% |
| Ground Strobe | 000 | - | 255 | Slow->fast 0-20Hz |
| Ground Red    | 000 | - | 255 | Red 0% to 100%    |
| Ground Green  | 000 | - | 255 | Green 0% to 100%  |
| Ground Blue   | 000 | - | 255 | Blue 0% to 100%   |

## SETTING THE COLOR MACRO MODE(Color Macro)

Pressing MODE will take you to the selection menu for system settings. Using UP and DOWN, select the menu item “MODE” (colored background) and confirm with ENTER. Now use the UP and DOWN buttons once more to select the “Color Macro” sub-menu item and confirm button pressing ENTER, Using UP and DOWN, you can now select 15 different color macros are available as presets: “Red”, “Amber”, “Yellow Warm”, “Yellow”, “Green”, “Turquoise”, “Cyan”, “Blue”, “Lavender”, “Mauve”, “Magenta”, “Pink”, “Warm White”, “White” and “Cold White”, Press ENTER and exit. press MODE three to the main display. The main display is automatically activated if no input made within 30 seconds.

| DMX 34Ch    | DMX |
|-------------|-----|
| DMX Address | 001 |
| <b>MODE</b> | Yes |
| Settings    |     |
| System Info |     |

| DMX 34Ch           | DMX |
|--------------------|-----|
| DMX Signal Select  |     |
| DMX Mode           |     |
| Slave              |     |
| Auto               |     |
| Static             |     |
| <b>Color Macro</b> |     |

| DMX 34Ch   | DMX |
|------------|-----|
| Red        | Yes |
| Amber      |     |
| :          |     |
| :          |     |
| :          |     |
| :          |     |
| Cold White |     |

## DEVICE SETTINGS(Setting)

Pressing MODE will take you to the selection menu for system settings. Using UP and DOWN, select the

menu item “ Setting ” (colored background) and confirm with ENTER. You will then be taken to the sub-menu to set the sub-menu items(set list).The main display is automatically activated if no input is made within about 30 seconds.

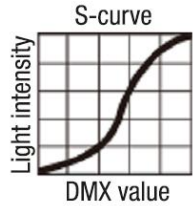
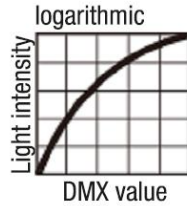
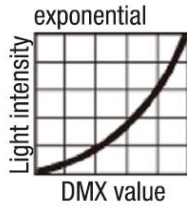
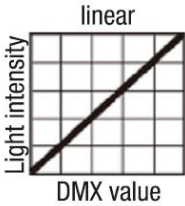
|             |     |             |     |          |     |
|-------------|-----|-------------|-----|----------|-----|
| DMX 34Ch    | DMX | DMX 34Ch    | DMX | DMX 34Ch | DMX |
| DMX Address | 001 | Display Rev | xxx | ON       | Yes |
| MODE        | Yes | Display     | xxx | OFF      |     |
| Settings    |     | :           |     |          |     |
| System Info |     | :           |     |          |     |
|             |     | Keylock     | xxx |          |     |

| setting         |   |  |          |  |
|-----------------|---|--|----------|--|
| Display Rev     | = | Flip Display                                     | ON       | =Rotation of the display by 180°<br>(e.g.over head installation)   |
|                 |   |  | OFF      | =no rotation of the display  |
| Display         | = | Display lighting                                 | ON       | =permanently on  |
|                 |   |  | OFF      | =deactivation after approx.1 minutes<br>of inactivity  |
| DMX Fail        | = | Operation status with DMX<br>signal interruption | Hold     | =last command is held  |
|                 |   |  | Blackout | =activates Blackout  |
| Dimmer Curve    | = | Dimmer Curve                                     | Linear   | =The light intensity increases linearly<br>with the DMX value  |
|                 |   |  | Exp      | =Adjustment of the light intensity is<br>finer in the lower DMX value range<br>and coarser in the upper DMX value<br>range             |
|                 |   |  | Log      | =Adjustment of the light intensity is<br>coarser in the lower DMX value<br>range and finer in the upper DMX<br>value range             |
|                 |   |  | S Curve  | =Adjustment of the light intensity is<br>finer in the lower and upper DMX<br>value ranges and coarser in the<br>middle DMX value range |
| Dimmer Response | = | Dimmer response                                  | LED      | =The spotlight responds abruptly to<br>changes in the DMX value  |

|               |   |   |  |  |
|---------------|---|---|--|--|
|               |   |   | Halogen  | =The spot behaves in a manner similar to that of a halogen lamp with gentle changes in brightness  |
| LED Frequency | = | LED PWM frequency                               | 800Hz/1<br>200Hz/2<br>000Hz/3<br>600Hz/2<br>5KHZ | Setting the LED PWM frequency  |
| White Balance | = | White balance                                   | Red,Green,<br>Blue,White                         | =Individual white balance. Cross-operating mode setting of the 4 RGBW LED groups   |
| Calibrate     | = | Correction of the original position of the lens | Zoom   | =0-127 correct the minimum angle, 128-255 correct the max angle  |
| Fan Set       | = | Fan speed                                       | Regular  | =maximum brigtness at normal fan funtion   |
|               |   |   | Silent   | =if necessary,reduced brightness with silent fan   |
| Wireless DMX  | = | Reset Wireless DMX Memory                       | No   | =do not reset wireless DMX   |
|               |   |   | Yes  | = Reset Wireless DMX Memory  |
| Test          | = | Function test                                   | ALL  | =Test all functions  |
|               |   |   | Zoom   | =Test Zoom motro   |
|               |   |   | BEAM LED   | =Test Beam LEDs  |
|               |   |   | Ground LED                                       | =Test Ground LEDs  |
| Factory Reset | = | Reset to factory set                            | OFF  | =do not perform reset  |
|               |   |   | ON   | = Reset to factory setting   |
| Key lock      | = | The key lock switch                             | OFF  | =Key lock closure  |
|               |   |   | ON   | = Key lock closure, As the key lock opens, display screen backlight 30 seconds out, button is locked, need operation buttons, first to ENTER a password to unlock, ENTER the password to operation display panel |

|  |  |  |   |
|--|--|--|---|
|  |  |  | buttons UP, DOWN, UP, DOWN,<br>press ENTER to unlock, |
|--|--|--|---|

## DIMMER CURVES



## DEVICE INFORMATION(System Info)

Pressing MODE will take you to the selection menu for system settings. Using UP and DOWN, select the menu item “System Info” (colored background) and confirm with ENTER. You will then be taken to the sub-mune to display the device information. Use the UP and DOWN panels again to select the desired sub-menu item and then press ENTER to retrieve the information.

|             |     |
|-------------|-----|
| DMX 34Ch    | DMX |
| DMX Address | 001 |
| MODE        | Yes |
| Settings    |     |
| System Info |     |

|             |     |
|-------------|-----|
| DMX 34Ch    | DMX |
| Firmware    | xxx |
| Temperature |     |
| Time Info   |     |

|                  |     |
|------------------|-----|
| DMX 34Ch         | DMX |
| Software Version |     |
| XXX              |     |

|             |     |
|-------------|-----|
| DMX 34Ch    | DMX |
| DMX Address | 001 |
| MODE        | Yes |
| Settings    |     |
| System Info |     |

|             |     |
|-------------|-----|
| DMX 34Ch    | DMX |
| Firmware    | xxx |
| Temperature |     |
| Time Info   |     |

|           |     |
|-----------|-----|
| DMX 34Ch  | DMX |
| LED Temp  |     |
| Temp Unit |     |

|          |     |
|----------|-----|
| DMX 34Ch | DMX |
| LED Temp |     |
| xxxC     |     |

|           |     |
|-----------|-----|
| DMX 34Ch  | DMX |
| LED Temp  |     |
| Temp Unit |     |

|            |     |
|------------|-----|
| DMX 34Ch   | DMX |
| Fahrenheit | Yes |
| Celsius    |     |

|             |     |
|-------------|-----|
| DMX 34Ch    | DMX |
| Firmware    | xxx |
| Temperature |     |
| Time Info   |     |

|              |     |
|--------------|-----|
| DMX 34Ch     | DMX |
| Power on     |     |
| Last Run Hrs |     |

|            |     |
|------------|-----|
| DMX 34Ch   | DMX |
| Power on   |     |
| xxx(Hours) |     |

|              |     |
|--------------|-----|
| DMX 34Ch     | DMX |
| Power on     |     |
| Last Run Hrs |     |

|              |     |
|--------------|-----|
| DMX 34Ch     | DMX |
| Last Run Hrs |     |
| xxx(Hours)   |     |

| System Info  |   |                                     |              |  |
|--------------|---|-------------------------------------|--------------|--|
| Software Ver | = | Display the device software version |              | Vxxx   |
| Temp info    | = | Temperature display of the LED unit | LED Temp     | XxC/xxF  |
|              |   |                                     | Temp Unit    | Celsius(=display in degrees Celsius)                 |
|              |   |                                     |              | Fahrenheit(=display in degrees Fahrenheit)           |
| Time info    | = | Operating time display              | Power on     | Displays the total operating time in hours           |
|              |   |                                     | Last run hrs | Displays the operating time since the last operation |

Press the MODE button repeatedly to return to the main display. The main display id automatically activated if no input within about 30 seconds.

## DMX Channel Table

| 3Ch mode |                                    |        |   |     |              |              |
|----------|------------------------------------|--------|---|-----|--------------|--------------|
| Ch.      | Function                           | Values |   |     |              | Sub-group    |
| 1        | Zoom                               | 000    | - | 255 | 0%-100%      | Zoom         |
| 2        | Dimmer                             | 000    | - | 255 | 0%-100%      | Dimmer       |
| 3        | Colour Macro<br>(override<br>RGBW) | 000    | - | 005 | Colour OFF   | Colour Macro |
|          |                                    | 006    | - | 013 | Red          |              |
|          |                                    | 014    | - | 021 | Amber        |              |
|          |                                    | 022    | - | 029 | Yellow Amber |              |
|          |                                    | 030    | - | 037 | Yellow       |              |
|          |                                    | 038    | - | 045 | Green        |              |
|          |                                    | 046    | - | 053 | Turquoise    |              |
|          |                                    | 054    | - | 061 | Cyan         |              |
|          |                                    | 062    | - | 069 | Blue         |              |

|  |  |     |   |     |   |  |
|--|--|-----|---|-----|---|--|
|  |  | 070 | - | 077 | Lavender                                    |  |
|  |  | 078 | - | 085 | Mauve                                       |  |
|  |  | 086 | - | 093 | Magenta                                     |  |
|  |  | 094 | - | 101 | Pink  |  |
|  |  | 102 | - | 109 | Warm White                                  |  |
|  |  | 110 | - | 117 | White                                       |  |
|  |  | 118 |   | 125 | Cold White                                  |  |
|  |  | 126 |   | 127 | Colour jumping stop                         |  |
|  |  | 128 |   | 191 | Colour jumping Speed slow->fast/Colour1->12 |  |
|  |  | 192 |   | 255 | Colour fading Speed slow->fast/Colour1->12  |  |

| 4Ch mode1 |                                    |        |   |     |                            |              |
|-----------|------------------------------------|--------|---|-----|----------------------------|--------------|
| Ch.       | Function                           | Values |   |     |                            | Sub-group    |
| 1         | Zoom                               | 000    | - | 255 | 0%-100%                    | Zoom         |
| 2         | Dimmer                             | 000    | - | 255 | 0%-100%                    | Dimmer       |
| 3         | Strobe                             | 000    | - | 005 | Strobe Open                | Strobe       |
|           |                                    | 006    | - | 010 | Strobe Close               |              |
|           |                                    | 011    | - | 250 | Strobe slow->fast<1Hz-20Hz |              |
|           |                                    | 251    | - | 255 | Strobe Open                |              |
| 4         | Colour Macro<br>(override<br>RGBW) | 000    | - | 005 | Colour OFF                 | Colour Macro |
|           |                                    | 006    | - | 013 | Red                        |              |
|           |                                    | 014    | - | 021 | Amber                      |              |
|           |                                    | 022    | - | 029 | Yellow Amber               |              |
|           |                                    | 030    | - | 037 | Yellow                     |              |
|           |                                    | 038    | - | 045 | Green                      |              |
|           |                                    | 046    | - | 053 | Turquoise                  |              |
|           |                                    | 054    | - | 061 | Cyan                       |              |
|           |                                    | 062    | - | 069 | Blue                       |              |
|           |                                    | 070    | - | 077 | Lavender                   |              |
|           |                                    | 078    | - | 085 | Mauve                      |              |
|           |                                    | 086    | - | 093 | Magenta                    |              |

|  |  |     |   |     |   |  |
|--|--|-----|---|-----|---|--|
|  |  | 094 | - | 101 | Pink  |  |
|  |  | 102 | - | 109 | Warm White                                  |  |
|  |  | 110 | - | 117 | White                                       |  |
|  |  | 118 |   | 125 | Cold White                                  |  |
|  |  | 126 |   | 127 | Colour jumping stop                         |  |
|  |  | 128 |   | 191 | Colour jumping Speed slow->fast/Colour1->12 |  |
|  |  | 192 |   | 255 | Colour fading Speed slow->fast/Colour1->12  |  |

#### 4Ch mode2

| Ch. | Function | Values |   |     |               | Sub-group |
|-----|----------|--------|---|-----|---------------|-----------|
| 1   | Zoom     | 000    | - | 255 | 0%-100%       | Zoom      |
| 2   | Red      | 000    | - | 255 | Red 0%-100%   | Red       |
| 3   | Green    | 000    | - | 255 | Green 0%-100% | Green     |
| 4   | Blue     | 000    | - | 255 | Blue 0%-100%  | Blue      |

#### 5Ch mode

| Ch. | Function | Values |   |     |               | Sub-group |
|-----|----------|--------|---|-----|---------------|-----------|
| 1   | Zoom     | 000    | - | 255 | 0%-100%       | Zoom      |
| 2   | Red      | 000    | - | 255 | Red 0%-100%   | Red       |
| 3   | Green    | 000    | - | 255 | Green 0%-100% | Green     |
| 4   | Blue     | 000    | - | 255 | Blue 0%-100%  | Blue      |
| 5   | White    | 000    | - | 255 | White 0%-100% | White     |

#### 16Ch mode1

| Ch. | Function    | Values |   |     |                | Sub-group       |
|-----|-------------|--------|---|-----|----------------|-----------------|
| 1   | Zoom        | 000    | - | 255 | 0%-100%        | Zoom            |
| 2   | Dimmer      | 000    | - | 255 | Dimmer 0%-100% | Dimmer          |
| 3   | Dimmer fine | 000    | - | 255 | Dimmer 0%-100% |                 |
| 4   | Strobe      | 000    | - | 005 | Strobe open    | Multifunctional |



|           |   |           |                                 |                     |
|-----------|---|-----------|---------------------------------|---------------------|
|           | functions                                   | 006 - 010 | Strobe closed                   | -strobe             |
|           |   | 011 - 250 | Strobe slow -> fast <1Hz - 20Hz |                     |
|           |   | 251 - 255 | Strobe open                     |                     |
| 5         | Red   | 000 - 255 | Red 0%-100%                     | Red                 |
| 6         | Green                                       | 000 - 255 | Green 0%-100%                   | Green               |
| 7         | Blue  | 000 - 255 | Blue 0%-100%                    | Blue                |
| 8         | White                                       | 000 - 255 | White 0%-100%                   | White               |
| 9         | Colour Macro<br>(override<br>RGBW)          | 000 - 005 | Colour OFF                      | Colour Macro        |
|           |   | 006 - 013 | Red                             |                     |
|           |   | 014 - 021 | Amber                           |                     |
|           |   | 022 - 029 | Yellow Amber                    |                     |
|           |   | 030 - 037 | Yellow                          |                     |
|           |   | 038 - 045 | Green                           |                     |
|           |   | 046 - 053 | Turquoise                       |                     |
|           |   | 054 - 061 | Cyan                            |                     |
|           |   | 062 - 069 | Blue                            |                     |
|           |   | 070 - 077 | Lavender                        |                     |
|           |   | 078 - 085 | Mauve                           |                     |
|           |   | 086 - 093 | Magenta                         |                     |
|           |   | 094 - 101 | Pink                            |                     |
|           |   | 102 - 109 | Warm White                      |                     |
|           |   | 110 - 117 | White                           |                     |
|           |   | 118 - 125 | Cold White                      |                     |
| 126 - 127 | Colour jumping stop                         |           |                                 |                     |
| 128 - 191 | Colour jumping Speed slow->fast/Colour1->12 |           |                                 |                     |
| 192 - 255 | Colour fading Speed slow->fast/Colour1->12  |           |                                 |                     |
| 10        | Dimmer<br>Curve                             | 000 - 005 | No function                     | Set dimmer<br>curve |
|           |   | 006 - 063 | Linear Dimmer Curve             |                     |
|           |   | 064 - 127 | Exponential Dimmer Curve        |                     |
|           |   | 128 - 191 | Logarithmic Dimmer Curve        |                     |
|           |   | 192 - 255 | S-Curve Dimmer Curve            |                     |

|    |                      |     |   |     |  |                      |
|----|----------------------|-----|---|-----|--|----------------------|
| 11 | Device settings      | 000 | - | 005 | No function                            | Device settings      |
|    |                      | 006 | - | 055 | Dimmer Response LED (Hold 3s)          |                      |
|    |                      | 056 | - | 105 | Dimmer Response Halogen (Hold 5s)      |                      |
|    |                      | 106 | - | 155 | Setting Fan High Mode (Hold 3s)        |                      |
|    |                      | 156 | - | 205 | Setting Fan Auto Mode (Hold 3s)        |                      |
|    |                      | 206 | - | 255 | Reset All Function(Hold 5s)            |                      |
| 12 | Ground Colour Dimmer | 000 | - | 255 | Ground Colour Dimmer 0%-100%           | Ground Colour Dimmer |
| 13 | Ground Colour Strobe | 000 | - | 255 | Ground Colour Strobe slow->fast<1-20HZ | Ground Colour Strobe |
| 14 | Ground Colour Red    | 000 | - | 255 | Ground Colour Red 0%-100%              | Ground Colour Red    |
| 15 | Ground Colour Green  | 000 | - | 255 | Ground Colour Green 0%-100%            | Ground Colour Green  |
| 16 | Ground Colour Blue   | 000 | - | 255 | Ground Colour Blue 0%-100%             | Ground Colour Blue   |

| <b>16Ch mode2</b> |          |        |   |     |                |           |
|-------------------|----------|--------|---|-----|----------------|-----------|
| Ch.               | Function | Values |   |     |                | Sub-group |
| 1                 | Zoom     | 000    | - | 255 | 0%-100%        | Zoom      |
| 2                 | Red1     | 000    | - | 255 | Red1 0%-100%   | Red1      |
| 3                 | Green1   | 000    | - | 255 | Green1 0%-100% | Green1    |
| 4                 | Blue1    | 000    | - | 255 | Blue1 0%-100%  | Blue1     |
| 5                 | White1   | 000    | - | 255 | White1 0%-100% | White1    |
| 6                 | Red2     | 000    | - | 255 | Red2 0%-100%   | Red2      |
| 7                 | Green2   | 000    | - | 255 | Green2 0%-100% | Green2    |
| 8                 | Blue2    | 000    | - | 255 | Blue2 0%-100%  | Blue2     |
| 9                 | White2   | 000    | - | 255 | White2 0%-100% | White2    |
| 10                | Red3     | 000    | - | 255 | Red3 0%-100%   | Red3      |
| 11                | Green3   | 000    | - | 255 | Green3 0%-100% | Green3    |
| 12                | Blue3    | 000    | - | 255 | Blue3 0%-100%  | Blue3     |

|    |                     |     |   |     |                             |                     |
|----|---------------------|-----|---|-----|-----------------------------|---------------------|
| 13 | White3              | 000 | - | 255 | White3 0%-100%              | White3              |
| 14 | Ground Colour Red   | 000 | - | 255 | Ground Colour Red 0%-100%   | Ground Colour Red   |
| 15 | Ground Colour Green | 000 | - | 255 | Ground Colour Green 0%-100% | Ground Colour Green |
| 16 | Ground Colour Blue  | 000 | - | 255 | Ground Colour Blue 0%-100%  | Ground Colour Blue  |

| <b>22Ch mode</b> |                              |        |             |     |   |                         |
|------------------|------------------------------|--------|-------------|-----|---|-------------------------|
| Ch.              | Function                     | Values |             |     |   | Sub-group               |
| 1                | Zoom                         | 000    | -           | 255 | 0%-100%   | Zoom                    |
| 2                | Zoom speed                   | 000    | -           | 255 | Fast->Slow  | Zoom speed              |
| 3                | Dimmer                       | 000    | -           | 255 | 0%-100%   | Dimmer                  |
| 4                | Dimmer fine                  | 000    | -           | 255 | Dimmer 0%-100%  |                         |
| 5                | Strobe functions             | 000    | -           | 005 | Strobe open   | Multifunctional -strobe |
|                  |                              | 006    | -           | 010 | Strobe closed   |                         |
|                  |                              | 011    | -           | 033 | Plus Random, slow->fast                                 |                         |
|                  |                              | 034    | -           | 056 | Ramp up Random, slow -> fast                            |                         |
|                  |                              | 057    | -           | 079 | Ramp down Random, slow -> fast                          |                         |
|                  |                              | 080    | -           | 102 | Random Strobe Effect, slow -> fast                      |                         |
|                  |                              | 103    | -           | 127 | Strobe Break Effect, 5s.....1s (Short burst with break) |                         |
|                  |                              | 128    | -           | 250 | Strobe slow -> fast <1Hz - 20Hz                         |                         |
| 251              | -                            | 255    | Strobe open |     |   |                         |
| 6                | Red                          | 000    | -           | 255 | Red 0%-100%   | Red                     |
| 7                | Green                        | 000    | -           | 255 | Green 0%-100%   | Green                   |
| 8                | Blue                         | 000    | -           | 255 | Blue 0%-100%  | Blue                    |
| 9                | White                        | 000    | -           | 255 | White 0%-100%   | White                   |
| 10               | Colour Macro (override RGBW) | 000    | -           | 005 | Colour OFF  | Colour Macro            |
|                  |                              | 006    | -           | 013 | Red   |                         |
|                  |                              | 014    | -           | 021 | Amber   |                         |

|     |         |     |  |     |   |                |
|-----|---------|-----|--|-----|---|----------------|
|     |         | 022 | -  | 029 | Yellow Amber                                |                |
|     |         | 030 | -  | 037 | Yellow                                      |                |
|     |         | 038 | -  | 045 | Green                                       |                |
|     |         | 046 | -  | 053 | Turquoise                                   |                |
|     |         | 054 | -  | 061 | Cyan  |                |
|     |         | 062 | -  | 069 | Blue  |                |
|     |         | 070 | -  | 077 | Lavender                                    |                |
|     |         | 078 | -  | 085 | Mauve                                       |                |
|     |         | 086 | -  | 093 | Magenta                                     |                |
|     |         | 094 | -  | 101 | Pink  |                |
|     |         | 102 | -  | 109 | Warm White                                  |                |
|     |         | 110 | -  | 117 | White                                       |                |
|     |         | 118 |  | 125 | Cold White                                  |                |
|     |         | 126 |  | 127 | Colour jumping stop                         |                |
|     |         | 128 |  | 191 | Colour jumping Speed slow->fast/Colour1->12 |                |
| 192 |         | 255 | Colour fading Speed slow->fast/Colour1->12 |     |   |                |
| 11  | Rainbow | 000 | -  | 005 | Rainbow off                                 | Rainbow effect |
|     |         | 006 | -  | 021 | Rainbow1                                    |                |
|     |         | 022 | -  | 037 | Rainbow2                                    |                |
|     |         | 038 | -  | 053 | Rainbow3                                    |                |
|     |         | 054 | -  | 069 | Rainbow4                                    |                |
|     |         | 070 | -  | 085 | Rainbow5                                    |                |
|     |         | 086 | -  | 101 | Rainbow6                                    |                |
|     |         | 102 | -  | 117 | Rainbow7                                    |                |
|     |         | 118 | -  | 133 | Rainbow8                                    |                |
|     |         | 134 | -  | 149 | Rainbow9                                    |                |
|     |         | 150 | -  | 165 | Rainbow10                                   |                |
|     |         | 166 | -  | 181 | Rainbow11                                   |                |
|     |         | 182 | -  | 197 | Rainbow12                                   |                |
|     |         | 198 | -  | 213 | Rainbow13                                   |                |
| 214 | -       | 229 | Rainbow14                                  |     |   |                |

|    |                            |     |   |     |  |                            |
|----|----------------------------|-----|---|-----|--|----------------------------|
|    |                            | 230 | - | 255 | Rainbow15                              |                            |
| 12 | Auto                       | 000 | - | 005 | No function                            | AUTO<br>Program            |
|    |                            | 006 | - | 030 | Auto Program1                          |                            |
|    |                            | 031 | - | 055 | Auto Program2                          |                            |
|    |                            | 056 | - | 080 | Auto Program3                          |                            |
|    |                            | 081 | - | 105 | Auto Program4                          |                            |
|    |                            | 106 | - | 130 | Auto Program5                          |                            |
|    |                            | 131 | - | 155 | Auto Program6                          |                            |
|    |                            | 156 | - | 180 | Auto Program7                          |                            |
|    |                            | 181 | - | 205 | Auto Program8                          |                            |
|    |                            | 206 | - | 230 | Auto Program9                          |                            |
|    |                            | 231 | - | 255 | Auto Program10                         |                            |
| 13 | Speed                      | 000 | - | 255 | Auto program speed slow->fast          | Speed                      |
| 14 | Fade                       | 000 | - | 255 | Auto program Fade                      | Fade                       |
| 15 | Dimmer<br>Curve            | 000 | - | 005 | No function                            | Set dimmer<br>curve        |
|    |                            | 006 | - | 063 | Linear Dimmer Curve                    |                            |
|    |                            | 064 | - | 127 | Exponential Dimmer Curve               |                            |
|    |                            | 128 | - | 191 | Logarithmic Dimmer Curve               |                            |
|    |                            | 192 | - | 255 | S-Curve Dimmer Curve                   |                            |
| 16 | Device<br>settings         | 000 | - | 005 | No function                            | Device<br>settings         |
|    |                            | 006 | - | 055 | Dimmer Response LED (Hold 3s)          |                            |
|    |                            | 056 | - | 105 | Dimmer Response Halogen (Hold 5s)      |                            |
|    |                            | 106 | - | 155 | Setting Fan High Mode (Hold 3s)        |                            |
|    |                            | 156 | - | 205 | Setting Fan Auto Mode (Hold 3s)        |                            |
|    |                            | 206 | - | 255 | Reset All Function(Hold 5s)            |                            |
| 17 | Ground<br>Colour<br>Dimmer | 000 | - | 255 | Ground Colour Dimmer 0%-100%           | Ground<br>Colour<br>Dimmer |
| 18 | Ground<br>Colour Strobe    | 000 | - | 255 | Ground Colour Strobe slow->fast<1-20HZ | Ground<br>Colour Strobe    |
| 19 | Ground                     | 000 | - | 255 | Ground Colour Red 0%-100%              | Ground                     |

|    |                     |     |   |     |   |                     |
|----|---------------------|-----|---|-----|---|---------------------|
|    | Colour Red          |     |   |     |   | Colour Red          |
| 20 | Ground Colour Green | 000 | - | 255 | Ground Colour Green 0%-100%                 | Ground Colour Green |
| 21 | Ground Colour Blue  | 000 | - | 255 | Ground Colour Blue 0%-100%                  | Ground Colour Blue  |
| 22 | Ground Colour Macro | 000 | - | 005 | Colour OFF                                  | Ground Colour Macro |
|    |                     | 006 | - | 013 | Red   |                     |
|    |                     | 014 | - | 021 | Amber                                       |                     |
|    |                     | 022 | - | 029 | Yellow Amber                                |                     |
|    |                     | 030 | - | 037 | Yellow                                      |                     |
|    |                     | 038 | - | 045 | Green                                       |                     |
|    |                     | 046 | - | 053 | Turquoise                                   |                     |
|    |                     | 054 | - | 061 | Cyan  |                     |
|    |                     | 062 | - | 069 | Blue  |                     |
|    |                     | 070 | - | 077 | Lavender                                    |                     |
|    |                     | 078 | - | 085 | Mauve                                       |                     |
|    |                     | 086 | - | 093 | Magenta                                     |                     |
|    |                     | 094 | - | 101 | Pink  |                     |
|    |                     | 102 | - | 109 | Warm White                                  |                     |
|    |                     | 110 | - | 117 | White                                       |                     |
|    |                     | 118 | - | 125 | Cold White                                  |                     |
|    |                     | 126 | - | 127 | Colour jumping stop                         |                     |
|    |                     | 128 | - | 191 | Colour jumping Speed slow->fast/Colour1->12 |                     |
|    |                     | 192 | - | 255 | Colour fading Speed slow->fast/Colour1->12  |                     |

| 34Ch mode |            |        |   |     |            |            |
|-----------|------------|--------|---|-----|------------|------------|
| Ch.       | Function   | Values |   |     |            | Sub-group  |
| 1         | Zoom       | 000    | - | 255 | 0%-100%    | Zoom       |
| 2         | Zoom speed | 000    | - | 255 | Fast->Slow | Zoom speed |
| 3         | Dimmer     | 000    | - | 255 | 0%-100%    | Dimmer     |

|     |                                    |     |            |     |   |                            |
|-----|------------------------------------|-----|------------|-----|---|----------------------------|
| 4   | Dimmer fine                        | 000 | -          | 255 | Dimmer 0%-100%  |                            |
| 5   | Strobe functions                   | 000 | -          | 005 | Strobe open   | strobe                     |
|     |                                    | 006 | -          | 010 | Strobe closed   | Multifunctional<br>-strobe |
|     |                                    | 011 | -          | 033 | Pulse Random, slow->fast                                |                            |
|     |                                    | 034 | -          | 056 | Ramp up Random, slow -> fast                            |                            |
|     |                                    | 057 | -          | 079 | Ramp down Random, slow -> fast                          |                            |
|     |                                    | 080 | -          | 102 | Random Strobe Effect, slow -> fast                      |                            |
|     |                                    | 103 | -          | 127 | Strobe Break Effect, 5s.....1s (Short burst with break) |                            |
|     |                                    | 128 | -          | 250 | Strobe slow -> fast <1Hz - 20Hz                         |                            |
|     |                                    | 251 | -          | 255 | Strobe open   |                            |
| 6   | Red                                | 000 | -          | 255 | Red 0%-100%   | Red                        |
| 7   | Green                              | 000 | -          | 255 | Green 0%-100%   | Green                      |
| 8   | Blue                               | 000 | -          | 255 | Blue 0%-100%  | Blue                       |
| 9   | White                              | 000 | -          | 255 | White 0%-100%   | White                      |
| 10  | Colour Macro<br>(override<br>RGBW) | 000 | -          | 005 | Colour OFF  | Colour Macro               |
|     |                                    | 006 | -          | 013 | Red   |                            |
|     |                                    | 014 | -          | 021 | Amber   |                            |
|     |                                    | 022 | -          | 029 | Yellow Amber  |                            |
|     |                                    | 030 | -          | 037 | Yellow  |                            |
|     |                                    | 038 | -          | 045 | Green   |                            |
|     |                                    | 046 | -          | 053 | Turquoise   |                            |
|     |                                    | 054 | -          | 061 | Cyan  |                            |
|     |                                    | 062 | -          | 069 | Blue  |                            |
|     |                                    | 070 | -          | 077 | Lavender  |                            |
|     |                                    | 078 | -          | 085 | Mauve   |                            |
|     |                                    | 086 | -          | 093 | Magenta   |                            |
|     |                                    | 094 | -          | 101 | Pink  |                            |
|     |                                    | 102 | -          | 109 | Warm White  |                            |
|     |                                    | 110 | -          | 117 | White   |                            |
| 118 | -                                  | 125 | Cold White |     |   |                            |

|     |         |     |           |     |   |                |
|-----|---------|-----|-----------|-----|---|----------------|
|     |         | 126 | -         | 127 | Colour jumping stop                         |                |
|     |         | 128 | -         | 191 | Colour jumping Speed slow->fast/Colour1->12 |                |
|     |         | 192 | -         | 255 | Colour fading Speed slow->fast/Colour1->12  |                |
| 11  | Rainbow | 000 | -         | 005 | Rainbow off                                 | Rainbow effect |
|     |         | 006 | -         | 021 | Rainbow1                                    |                |
|     |         | 022 | -         | 037 | Rainbow2                                    |                |
|     |         | 038 | -         | 053 | Rainbow3                                    |                |
|     |         | 054 | -         | 069 | Rainbow4                                    |                |
|     |         | 070 | -         | 085 | Rainbow5                                    |                |
|     |         | 086 | -         | 101 | Rainbow6                                    |                |
|     |         | 102 | -         | 117 | Rainbow7                                    |                |
|     |         | 118 | -         | 133 | Rainbow8                                    |                |
|     |         | 134 | -         | 149 | Rainbow9                                    |                |
|     |         | 150 | -         | 165 | Rainbow10                                   |                |
|     |         | 166 | -         | 181 | Rainbow11                                   |                |
|     |         | 182 | -         | 197 | Rainbow12                                   |                |
|     |         | 198 | -         | 213 | Rainbow13                                   |                |
|     |         | 214 | -         | 229 | Rainbow14                                   |                |
| 230 | -       | 255 | Rainbow15 |     |   |                |
| 12  | Auto    | 000 | -         | 005 | No function                                 | AUTO Program   |
|     |         | 006 | -         | 030 | Auto Program1                               |                |
|     |         | 031 | -         | 055 | Auto Program2                               |                |
|     |         | 056 | -         | 080 | Auto Program3                               |                |
|     |         | 081 | -         | 105 | Auto Program4                               |                |
|     |         | 106 | -         | 130 | Auto Program5                               |                |
|     |         | 131 | -         | 155 | Auto Program6                               |                |
|     |         | 156 | -         | 180 | Auto Program7                               |                |
|     |         | 181 | -         | 205 | Auto Program8                               |                |
|     |         | 206 | -         | 230 | Auto Program9                               |                |
|     |         | 231 | -         | 255 | Auto Program10                              |                |
| 13  | Speed   | 000 | -         | 255 | Auto program speed slow->fast               | Speed          |



|    |                      |     |   |     |  |                      |
|----|----------------------|-----|---|-----|--|----------------------|
| 14 | Fade                 | 000 | - | 255 | Auto Fade                              | Fade                 |
| 15 | Dimmer Curve         | 000 | - | 005 | No function                            | Set dimmer curve     |
|    |                      | 006 | - | 063 | Linear Dimmer Curve                    |                      |
|    |                      | 064 | - | 127 | Exponential Dimmer Curve               |                      |
|    |                      | 128 | - | 191 | Logarithmic Dimmer Curve               |                      |
|    |                      | 192 | - | 255 | S-Curve Dimmer Curve                   |                      |
| 16 | Device settings      | 000 | - | 005 | No function                            | Device settings      |
|    |                      | 006 | - | 055 | Dimmer Response LED (Hold 3s)          |                      |
|    |                      | 056 | - | 105 | Dimmer Response Halogen (Hold 5s)      |                      |
|    |                      | 106 | - | 155 | Setting Fan High Mode (Hold 3s)        |                      |
|    |                      | 156 | - | 205 | Setting Fan Auto Mode (Hold 3s)        |                      |
|    |                      | 206 | - | 255 | Reset All Function(Hold 5s)            |                      |
| 17 | Red1                 | 000 | - | 255 | Red1 0%-100%                           | Red1                 |
| 18 | Green1               | 000 | - | 255 | Green1 0%-100%                         | Green1               |
| 19 | Blue1                | 000 | - | 255 | Blue1 0%-100%                          | Blue1                |
| 20 | White1               | 000 | - | 255 | White1 0%-100%                         | White1               |
| 21 | Red2                 | 000 | - | 255 | Red2 0%-100%                           | Red2                 |
| 22 | Green2               | 000 | - | 255 | Green2 0%-100%                         | Green2               |
| 23 | Blue2                | 000 | - | 255 | Blue2 0%-100%                          | Blue2                |
| 24 | White2               | 000 | - | 255 | White2 0%-100%                         | White2               |
| 25 | Red3                 | 000 | - | 255 | Red3 0%-100%                           | Red3                 |
| 26 | Green3               | 000 | - | 255 | Green3 0%-100%                         | Green3               |
| 27 | Blue3                | 000 | - | 255 | Blue3 0%-100%                          | Blue3                |
| 28 | White3               | 000 | - | 255 | White3 0%-100%                         | White3               |
| 29 | Ground Colour Dimmer | 000 | - | 255 | Ground Colour Dimmer 0%-100%           | Ground Colour Dimmer |
| 30 | Ground Colour Strobe | 000 | - | 255 | Ground Colour Strobe slow->fast<1-20HZ | Ground Colour Strobe |
| 31 | Ground Colour Red    | 000 | - | 255 | Ground Colour Red 0%-100%              | Ground Colour Red    |

|     |                        |     |   |     |                             |                        |
|-----|------------------------|-----|---|-----|-----------------------------|------------------------|
| 32  | Ground<br>Colour Green | 000 | -   | 255 | Ground Colour Green 0%-100% | Ground<br>Colour Green |
| 33  | Ground<br>Colour Blue  | 000 | -   | 255 | Ground Colour Blue 0%-100%  | Ground<br>Colour Blue  |
| 34  | Ground<br>Colour Macro | 000 | -   | 005 | Colour OFF                  | Ground<br>Colour Macro |
|     |                        | 006 | -   | 013 | Red                         |                        |
|     |                        | 014 | -   | 021 | Amber                       |                        |
|     |                        | 022 | -   | 029 | Yellow Amber                |                        |
|     |                        | 030 | -   | 037 | Yellow                      |                        |
|     |                        | 038 | -   | 045 | Green                       |                        |
|     |                        | 046 | -   | 053 | Turquoise                   |                        |
|     |                        | 054 | -   | 061 | Cyan                        |                        |
|     |                        | 062 | -   | 069 | Blue                        |                        |
|     |                        | 070 | -   | 077 | Lavender                    |                        |
|     |                        | 078 | -   | 085 | Mauve                       |                        |
|     |                        | 086 | -   | 093 | Magenta                     |                        |
|     |                        | 094 | -   | 101 | Pink                        |                        |
|     |                        | 102 | -   | 109 | Warm White                  |                        |
|     |                        | 110 | -   | 117 | White                       |                        |
|     |                        | 118 | -   | 125 | Cold White                  |                        |
|     |                        | 126 | -   | 127 | Colour jumping stop         |                        |
| 128 | -                      | 191 | Colour jumping Speed slow->fast/Colour1->12 |     |                             |                        |
| 192 | -                      | 255 | Colour fading Speed slow->fast/Colour1->12  |     |                             |                        |



**KINESIK**  
Led Design